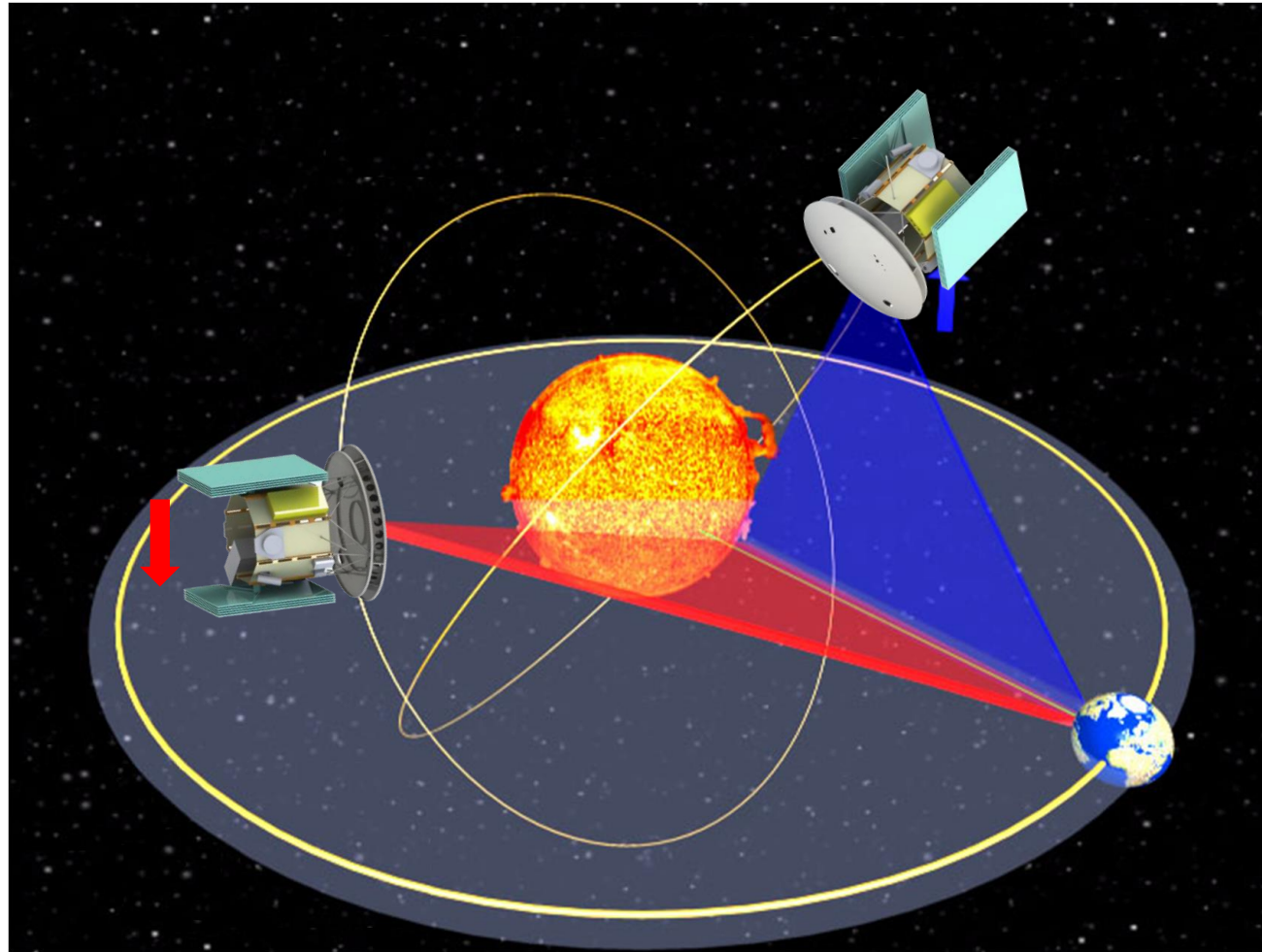


# The Sun & heliosphere explorer – the Interhelioprobe mission



Ivan Zimovets & IHP Team

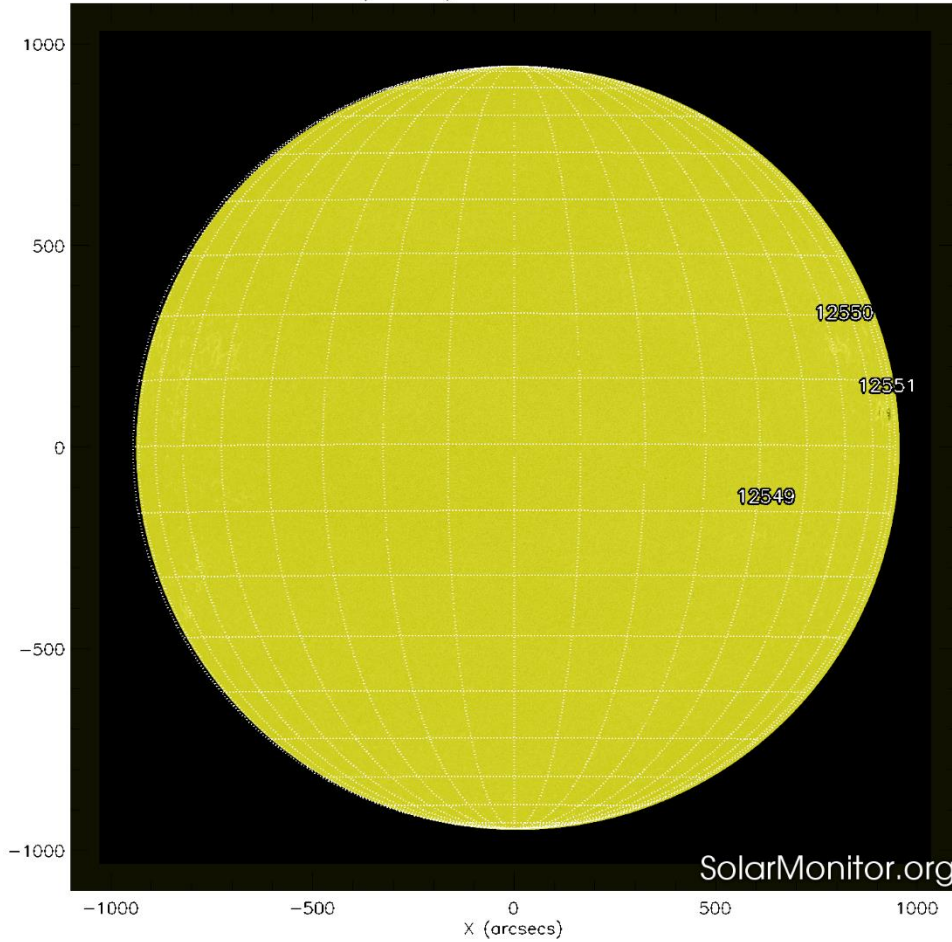


Russian-Germany Workshop, Berlin, 2 June 2016

# The Sun today

## Optical emission

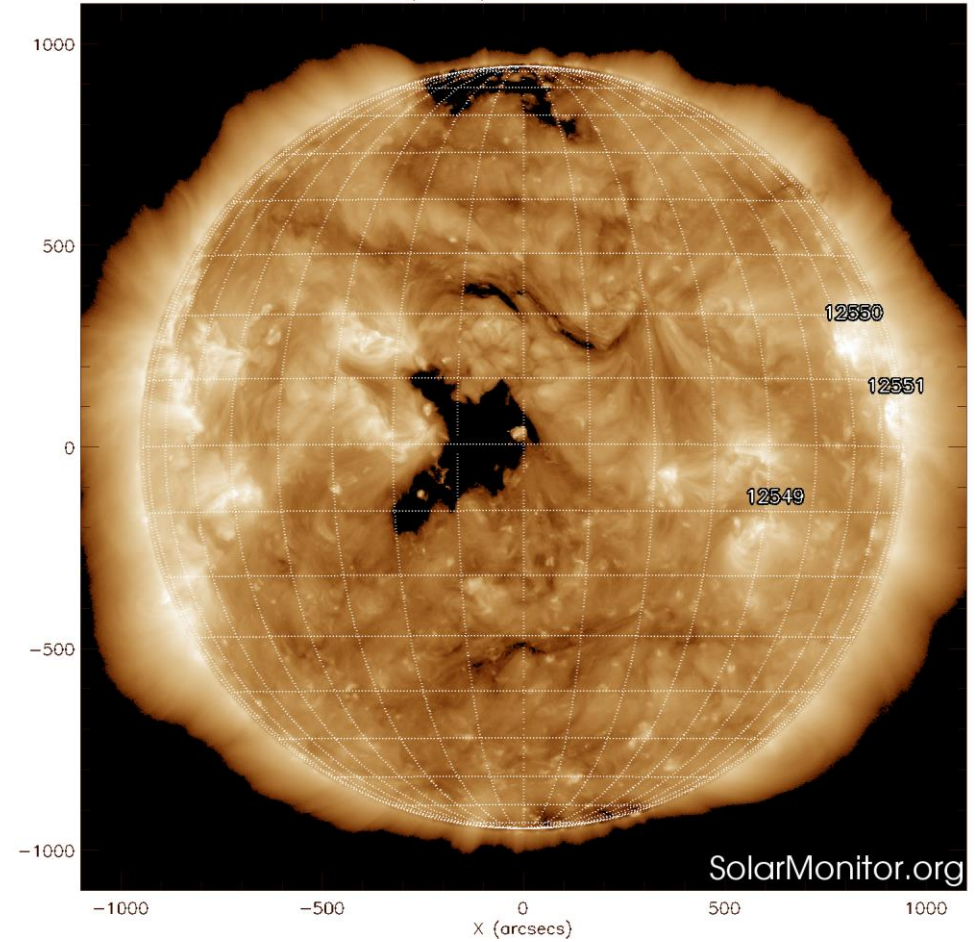
SDO HMI (6173 Å) 2-Jun-2016 04:46:46.200



Photosphere (T~6000 K)

## EUV emission

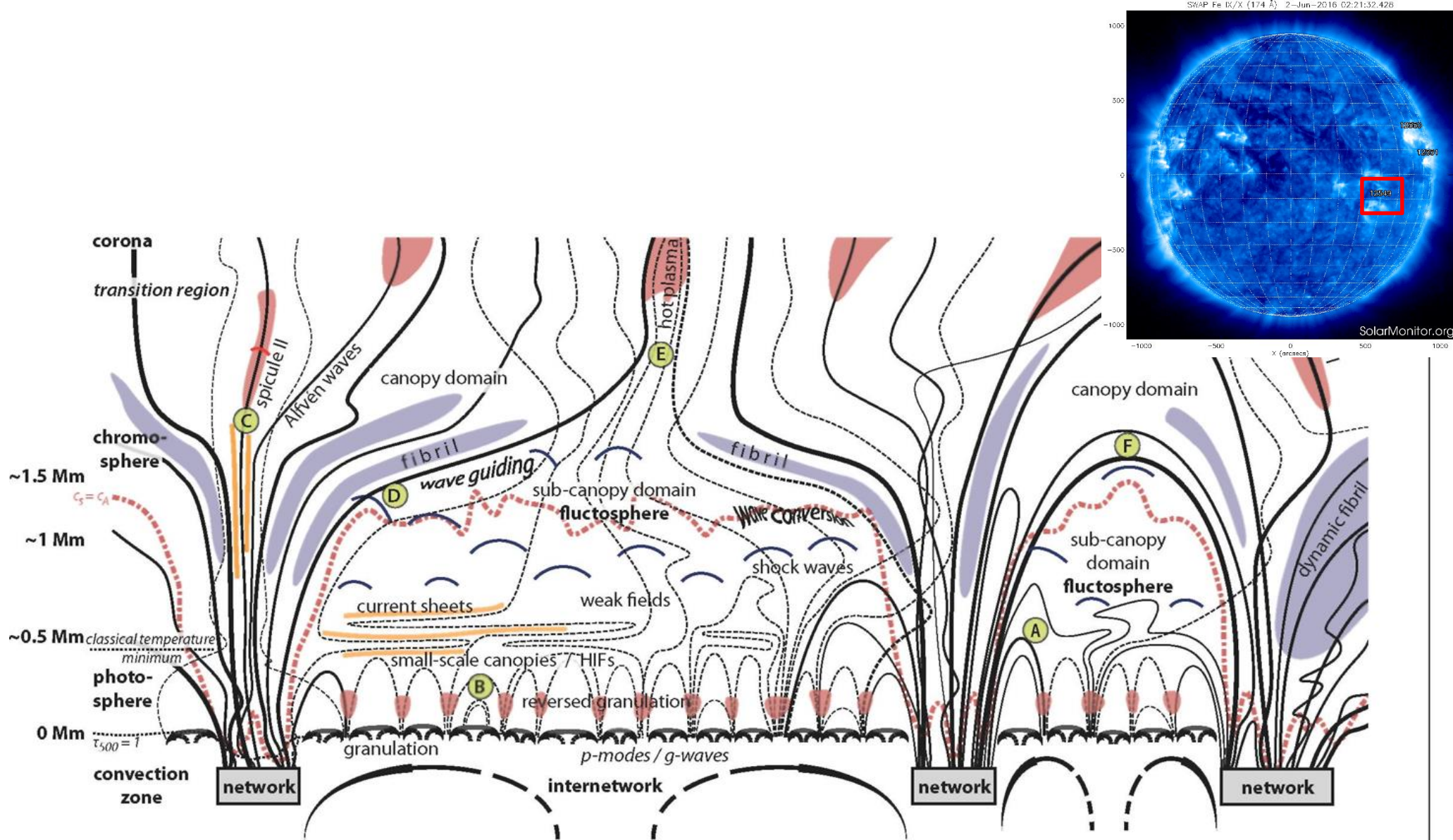
SDO AIA Fe XII (193 Å) 2-Jun-2016 05:22:41.840



Corona (T~1-2 MK)

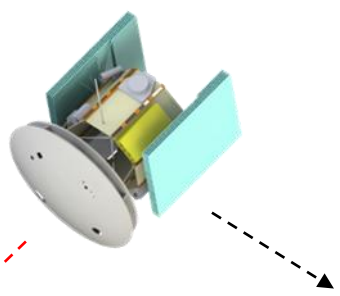


# Fine structure of the solar atmosphere






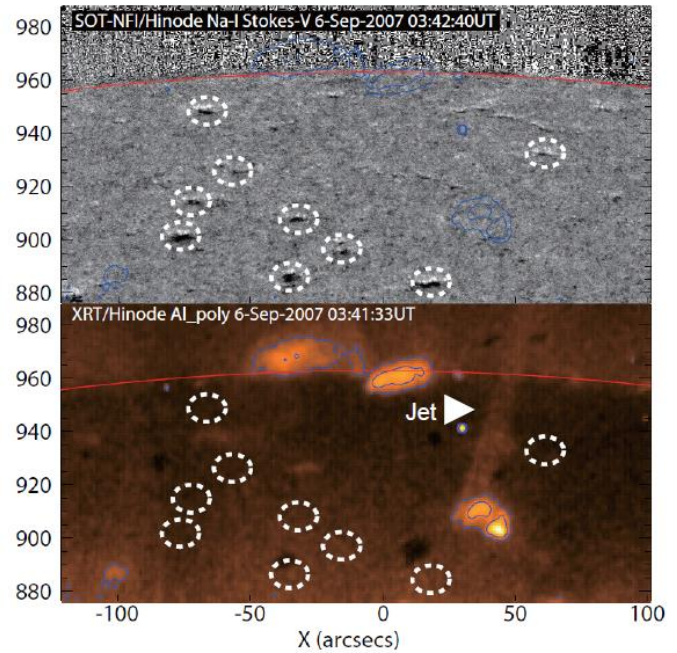
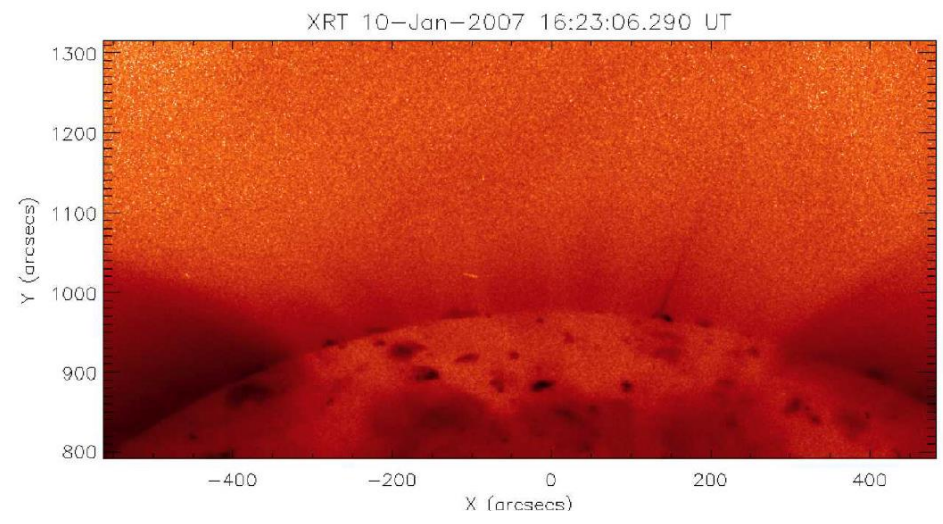
# Solar polar regions



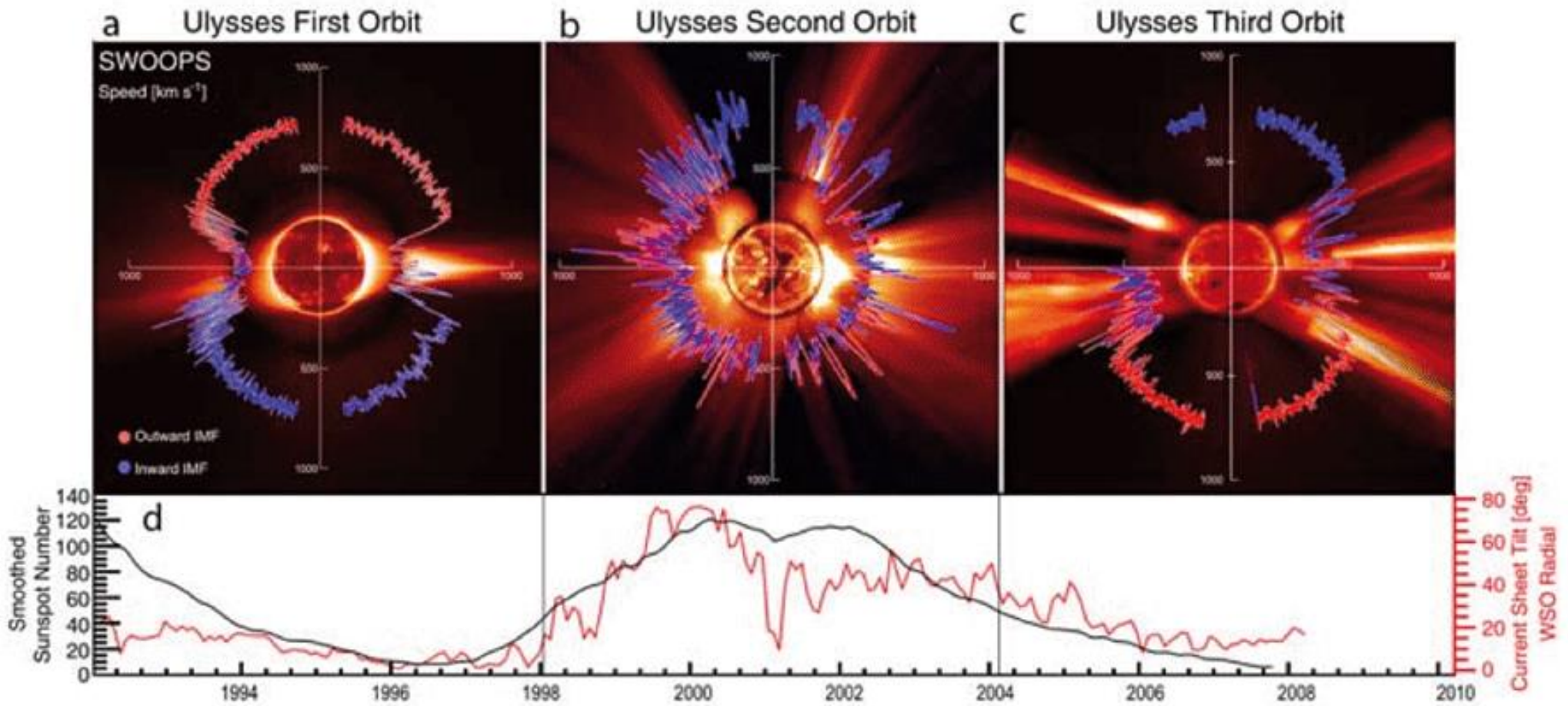

Differential rotation & meridional flows



Jets in polar coronal holes




# 3D structure of solar wind






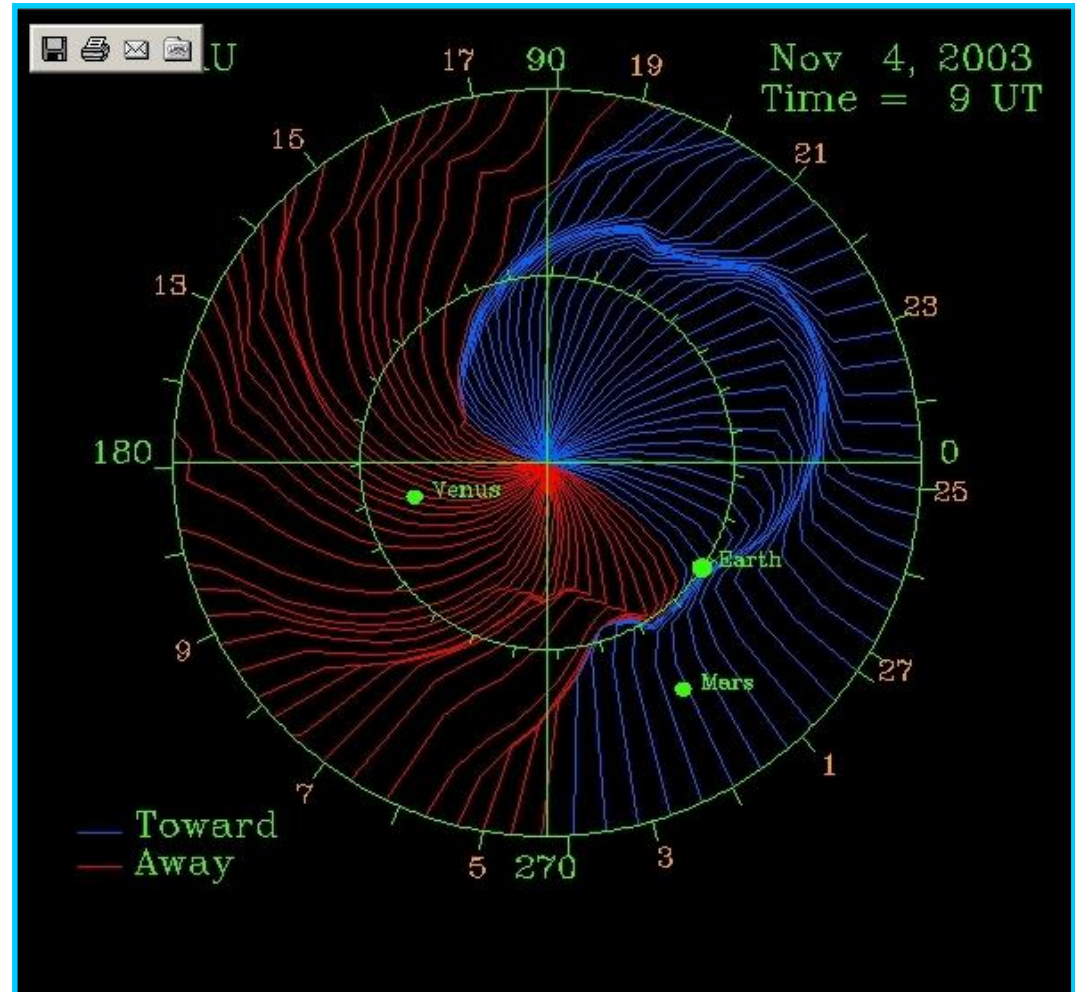
# Direct observations of 3D structure & spread of CMEs



CME side view (from Earth)



CME view (model) from out of ecliptic



# Concept of the Interhelioprobe (IHP) mission

- Multi-wavelength solar observations at short distances from the Sun (up to  $\sim 60R_S$  or  $\sim 0.28$  AU)
- Out-of-ecliptic solar observations (up to  $\sim 30^\circ$ ) and from the opposite (“dark”) side
- In situ measurements in the inner heliosphere (and) out of the ecliptic plane

(Similar to the concept of the Solar Orbiter)

# General information about the Interhelioprobe mission

**Initial idea:** IZMIRAN, IKI (mid-90s)

**Leading scientific organization:** IKI since April 2013 (IZMIRAN before)

**Principal investigators:** Dr L.M. Zelenyi (IKI) & Dr V.D. Kuznetsov (IZMIRAN)

**Launch date:** shifted from 2022 to >2025 (within the RFSP 2026-2035)

**Launch by:** “Soyuz-2/1b” rocket with “Fregat” rocket stage from Baikonur cosmodrome  
or “Angara” rocket from “Vostochnyi” cosmodrome (*will be considered*)

**Number of spacecraft:** 2 now (in the RFSP 2016-2025)

**Active operation time:** 5 years



# General information about the Interhelioprobe mission

**Funding:** Russian Federal Space Agency (Roscosmos)



**Spacecraft design:** Lavochkin Research and Production Association (NPO Lavochkin)



**Scientific instrumentation design:**



+ International collaboration (Poland, France, Germany, Czech Republic, Austria, Ukraine, UK)

**Scientific payload:** 10 remote-sensing instruments + 9 in situ instruments

**Mass of the scientific payload:** 160 kg (with cables)

**Telemetry:** 1 Gb/day

# Current Stage

- Phase B (2013-2015)

*(drawings, development of structural, thermal and engineering models of the scientific instrumentation)*

- Contract Break (2016)

- New Contract (to the end of 2016)

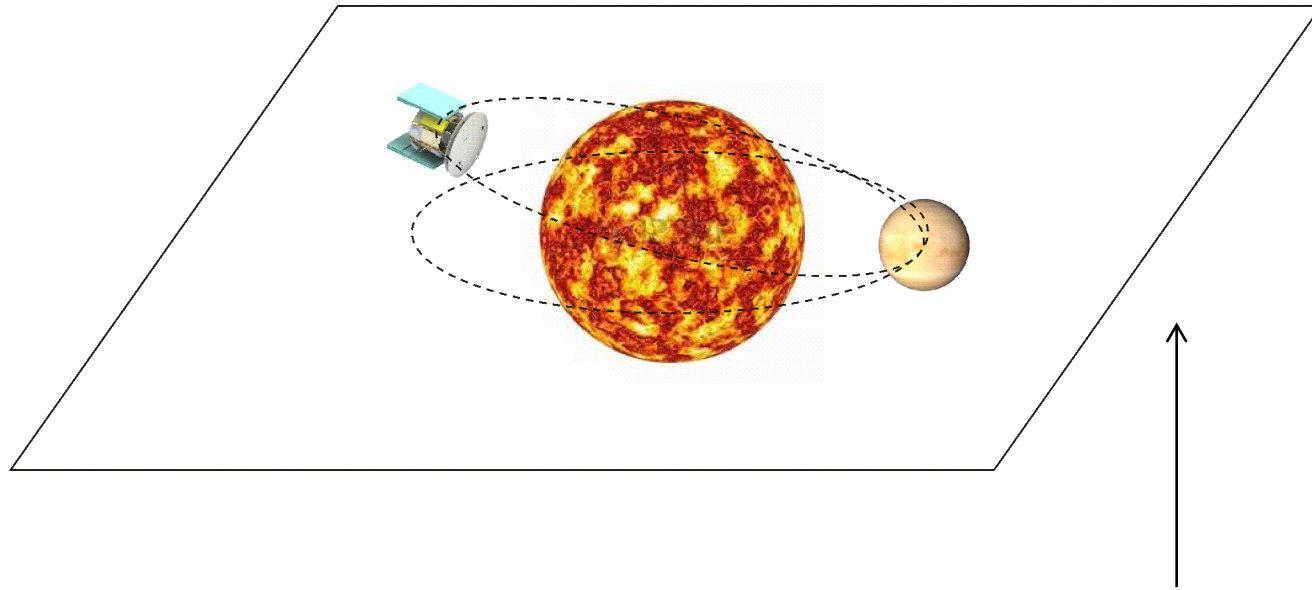
- Extension of Phase B (2017-2018)

*(additional design and drawings)*

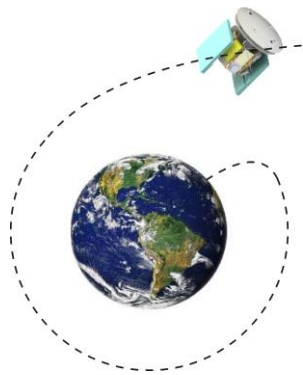
- Phase C start (2019)

# Main stages of the Interhelioprobe flight

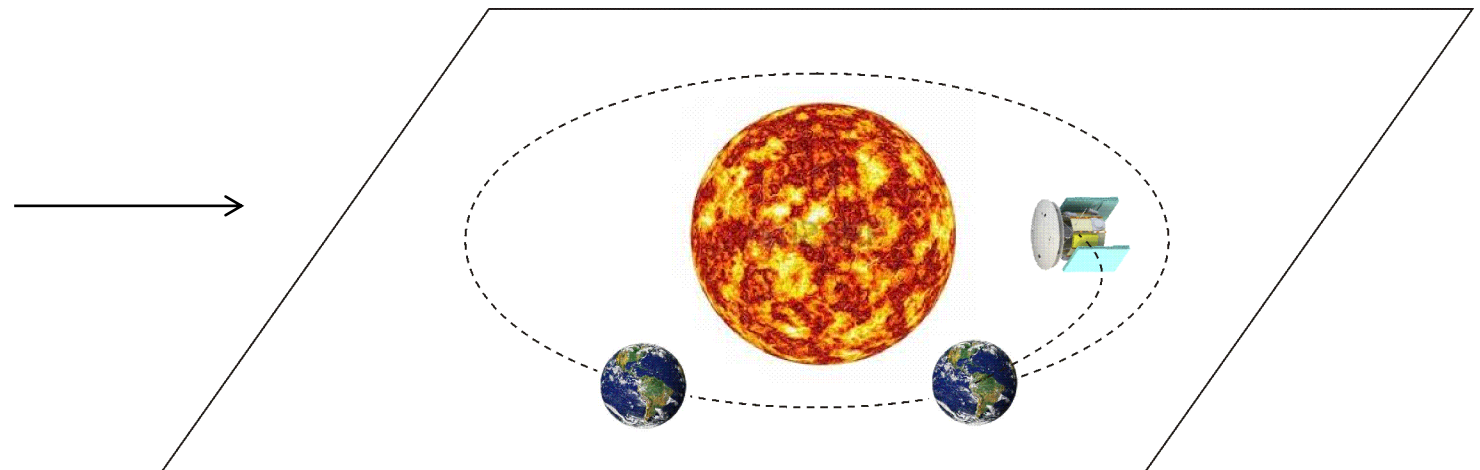
## 3. Sequence of gravity assists near the Venus



## 1. Launch and escape to the IP medium

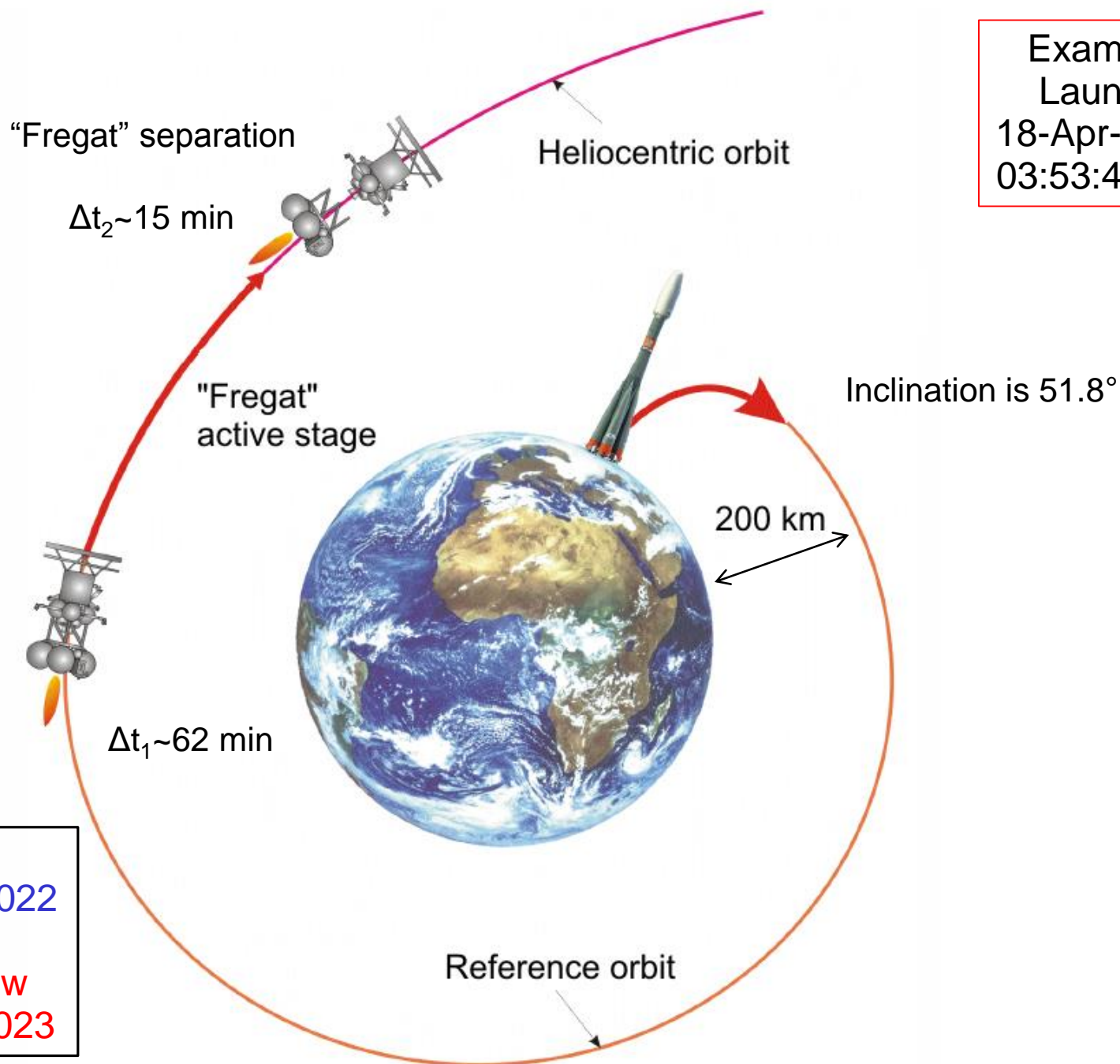


## 2. Gravity assist near the Earth





# Close-to-the-Earth part of the Interhelioprobe flight



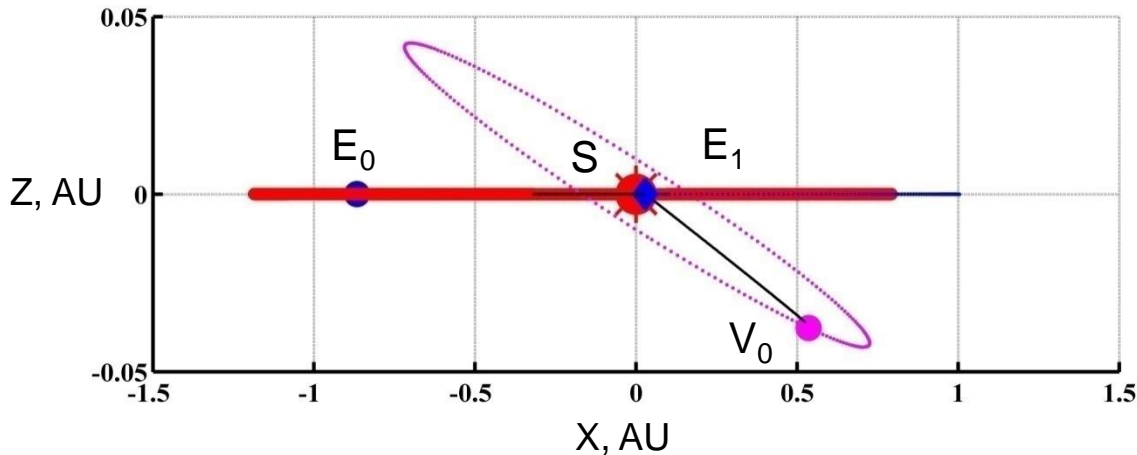
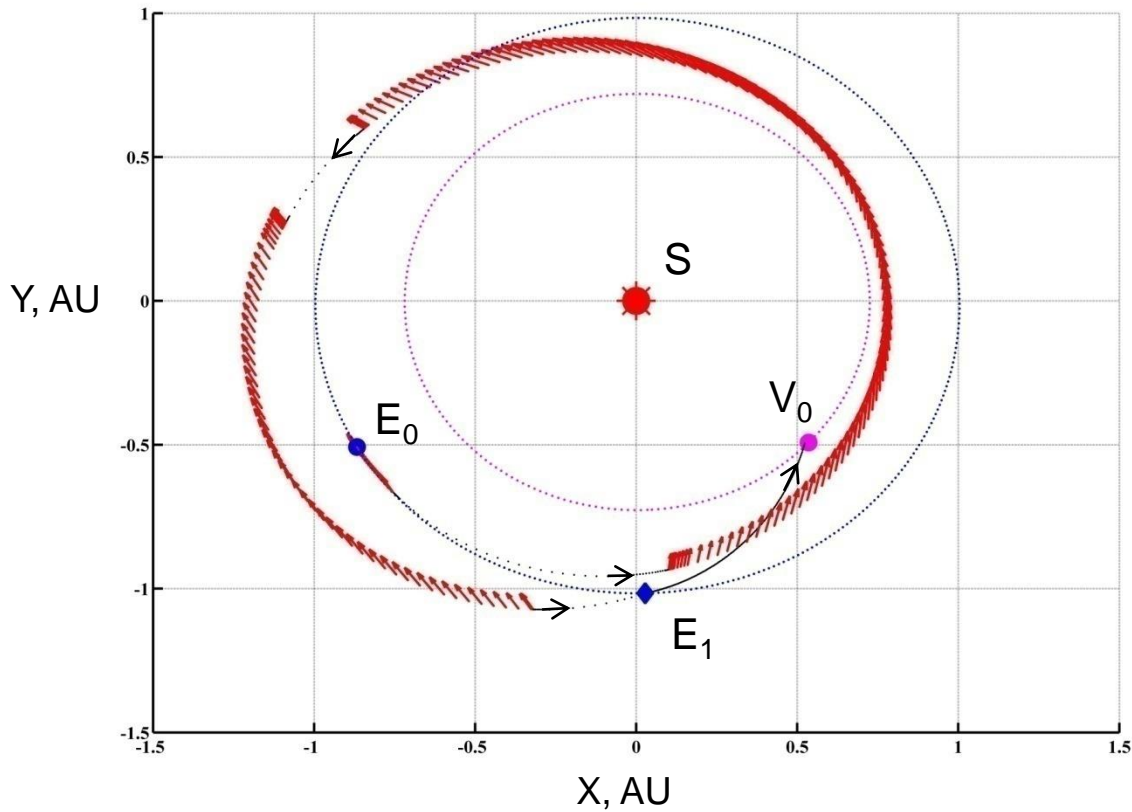
Example  
Launch  
18-Apr-2022  
03:53:43 UT

Main start window  
08.04.2022-17.05.2022

Reserve start window  
19.11.2023-28.12.2023

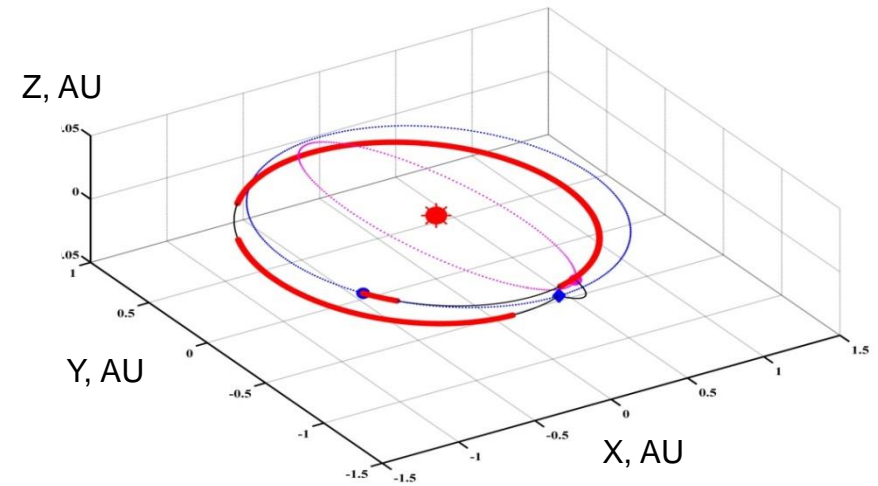
# Earth-Earth-Venus part of the IHP flight

Projection to the ecliptic plane



**March electric propulsion system**  
 SPD-140D (OKB "Fakel", Russia)  
 (2 modules, xenon)

↑ Thrust direction during the active phase of the SPD-140D



$\Delta t$	Passive flight time (days)	Active flight time (days)	Total (days)
t1-t0		4	407
t2-t1	76		
t3-t2		248	
t4-t3	15		
t5-t4		49	
t6-t5	15		
t7-t6	49		

~1.25 year  
 Without experiments

# Considered variants of the IHP work orbits

Variant №	Number of Gravity Assists (GA) at Venus	Resonance after GA-1 k:m	Resonance after GA-2 k:m	Resonance after GA-3 k:m	Resonance after GA-4 k:m	Resonance after GA-5 k:m
1	5	1:1	4:3	1:1	1:1	No resonance
2	3	1:1	6:5	No resonance		
3	3	1:1	5:4	No resonance		
4	4	1:1	5:4	1:1	No resonance	
5	3	4:3	3:2	No resonance		
6	4	4:3	3:2	3:2	No resonance	
7	4	4:3	3:2	4:3	No resonance	
8	3	4:3	4:3	No resonance		
9	3	4:3	5:4	No resonance		
10	3	4:3	6:5	No resonance		
11	3	5:4	3:2	No resonance		
12	3	5:4	5:4	No resonance		
13	3	6:5	1:1	No resonance		
14	3	6:5	3:2	No resonance		
15	4	5:4	1:1	1:1	No resonance	
16	3	5:4	4:3	No resonance		
17	3	5:4	6:5	No resonance		
18	5	4:3	1:1	1:1	1:1	No resonance
19	4	4:3	1:1	1:1	No resonance	

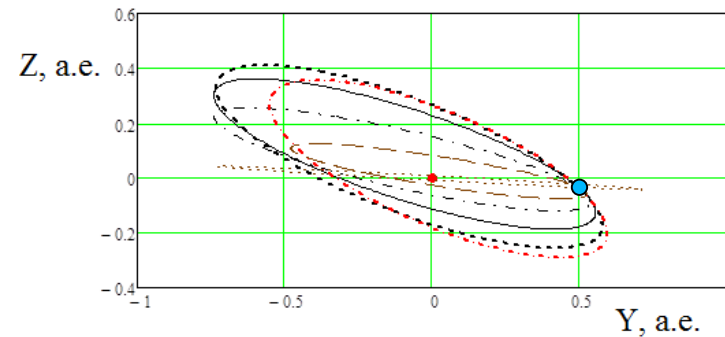
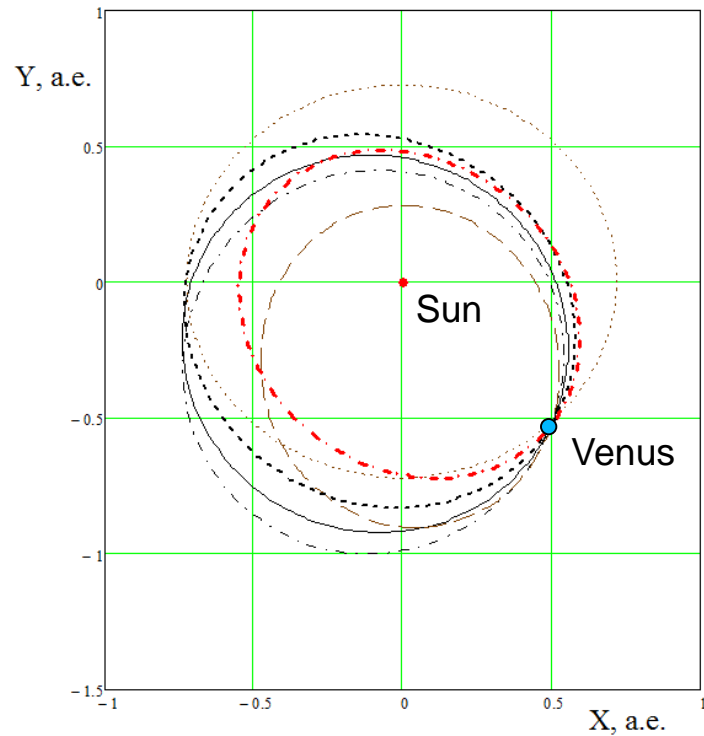
k/m – number of IHP/Venus orbits around the Sun



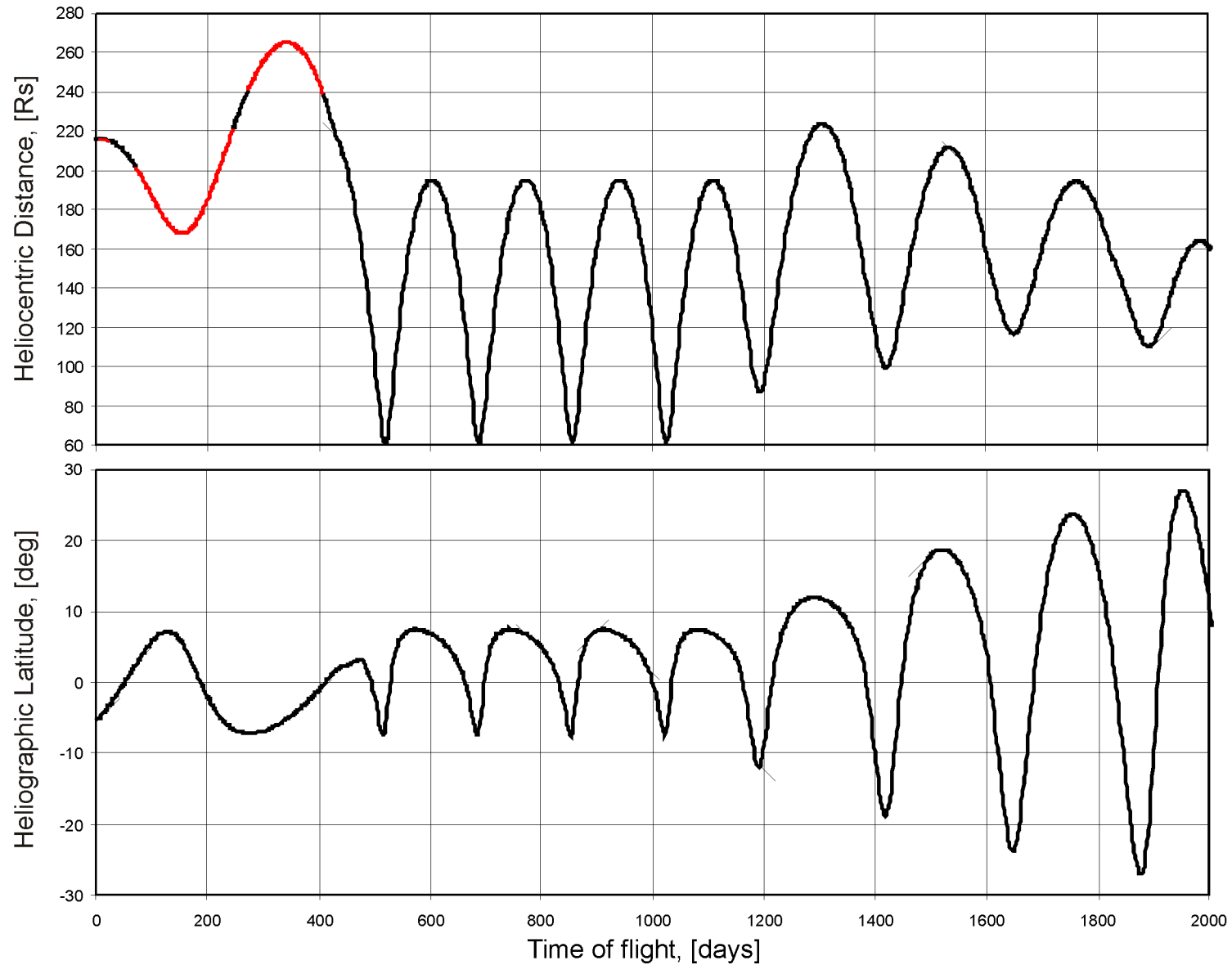
# Characteristics of one of the probable IHP work orbits

Gravity assist number	Radius of perihelion [Rs]	Inclination to ecliptic [grad]	Radius of aphelion [AU]	Orbit period [days]	Resonance $N_{IHP}:N_{Venus}$	Time of flight [days]
1	61.397	10.965	0.909	168.523	4:3	674.094
2	87.174	15.669	1.041	224.698	1:1	224.698
3	99.523	22.635	0.984	224.698	1:1	224.698
4	116.630	27.582	0.904	224.698	1:1	224.698
5	110.217	30.957	0.763	186.160		

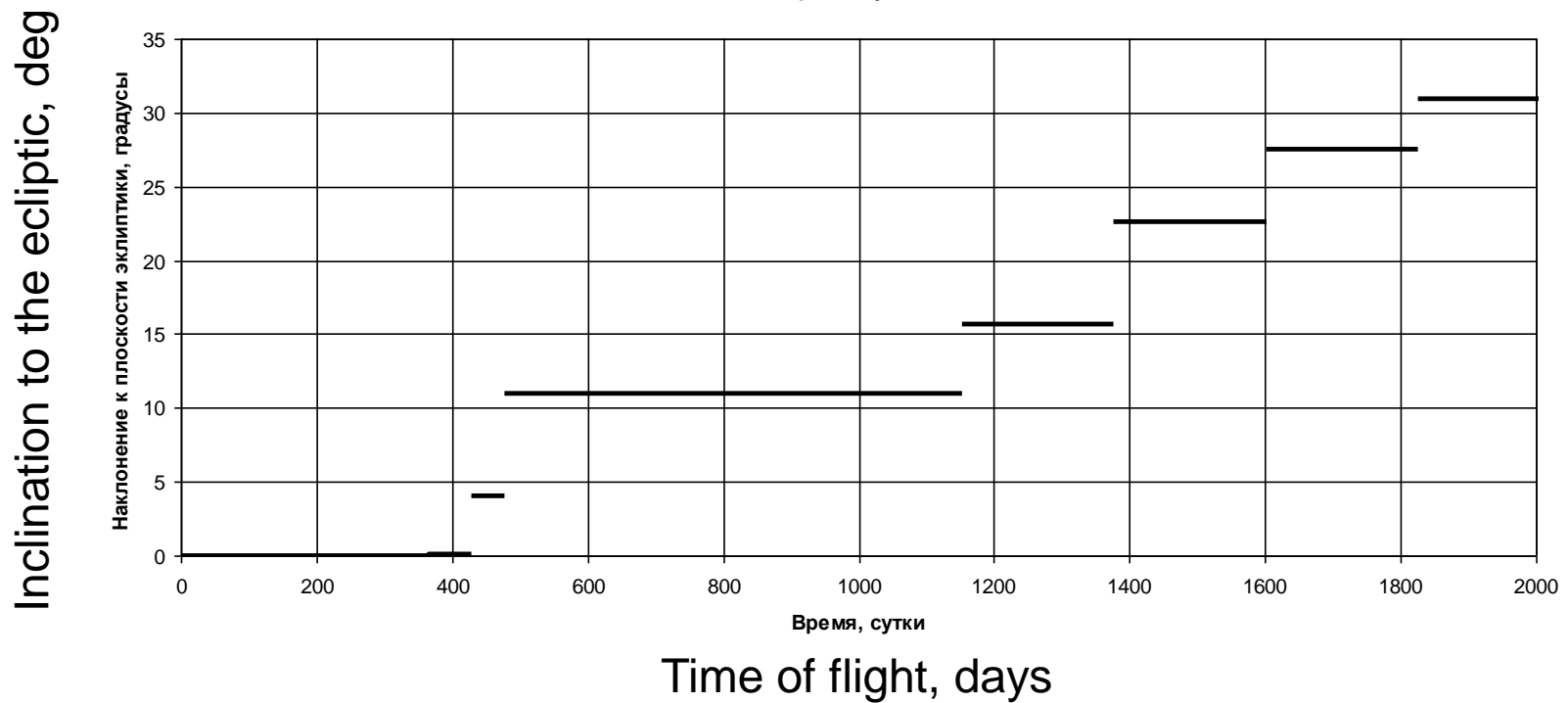
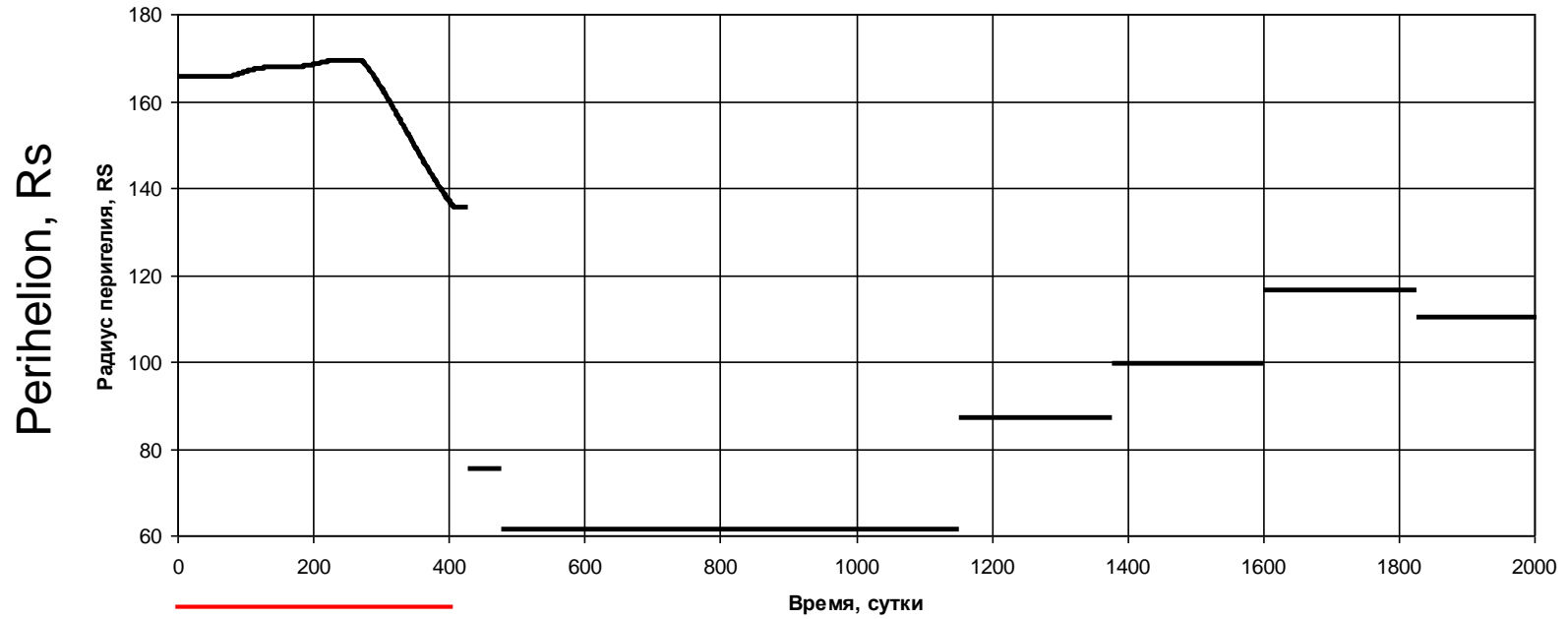
~3.69 year



# Characteristics of one of the probable IHP work orbits



# Characteristics of one of the probable IHP work orbits

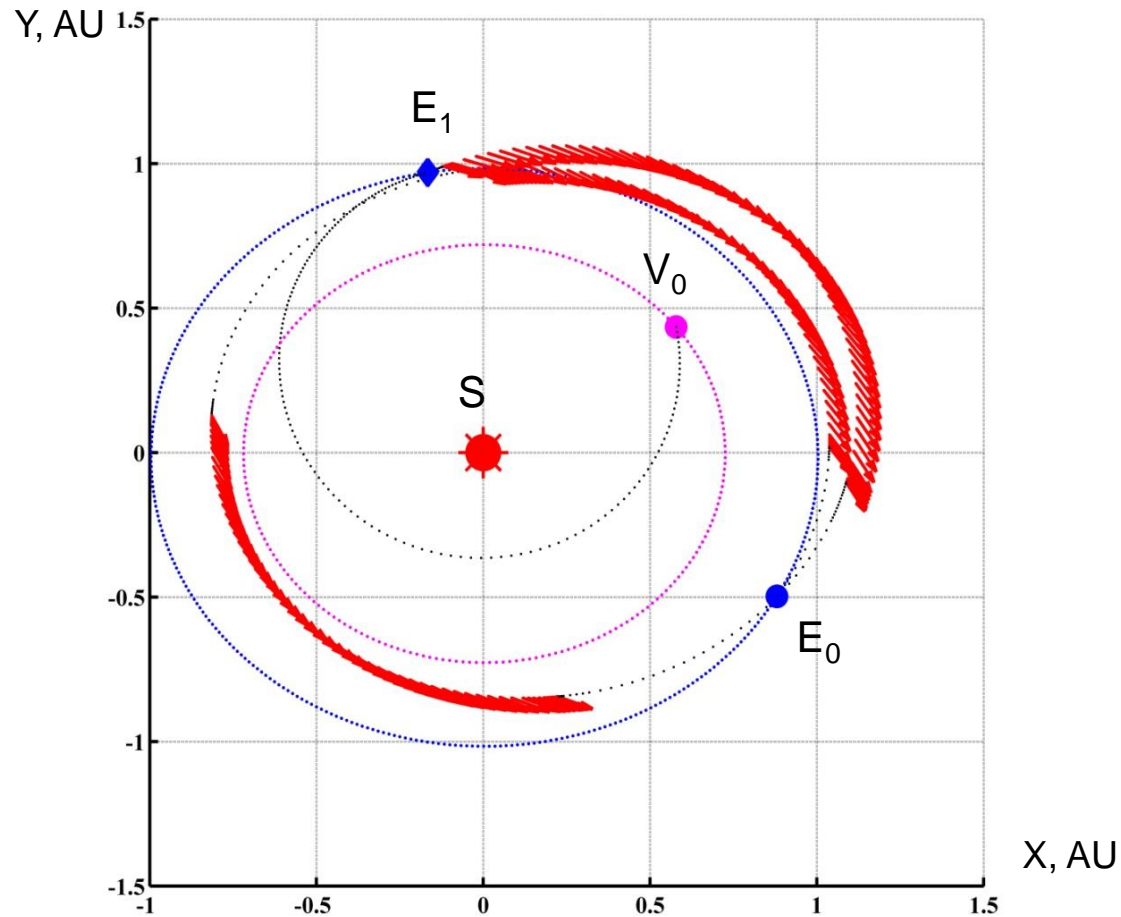




# Earth-Earth-Venus part of the IHP-2 flight

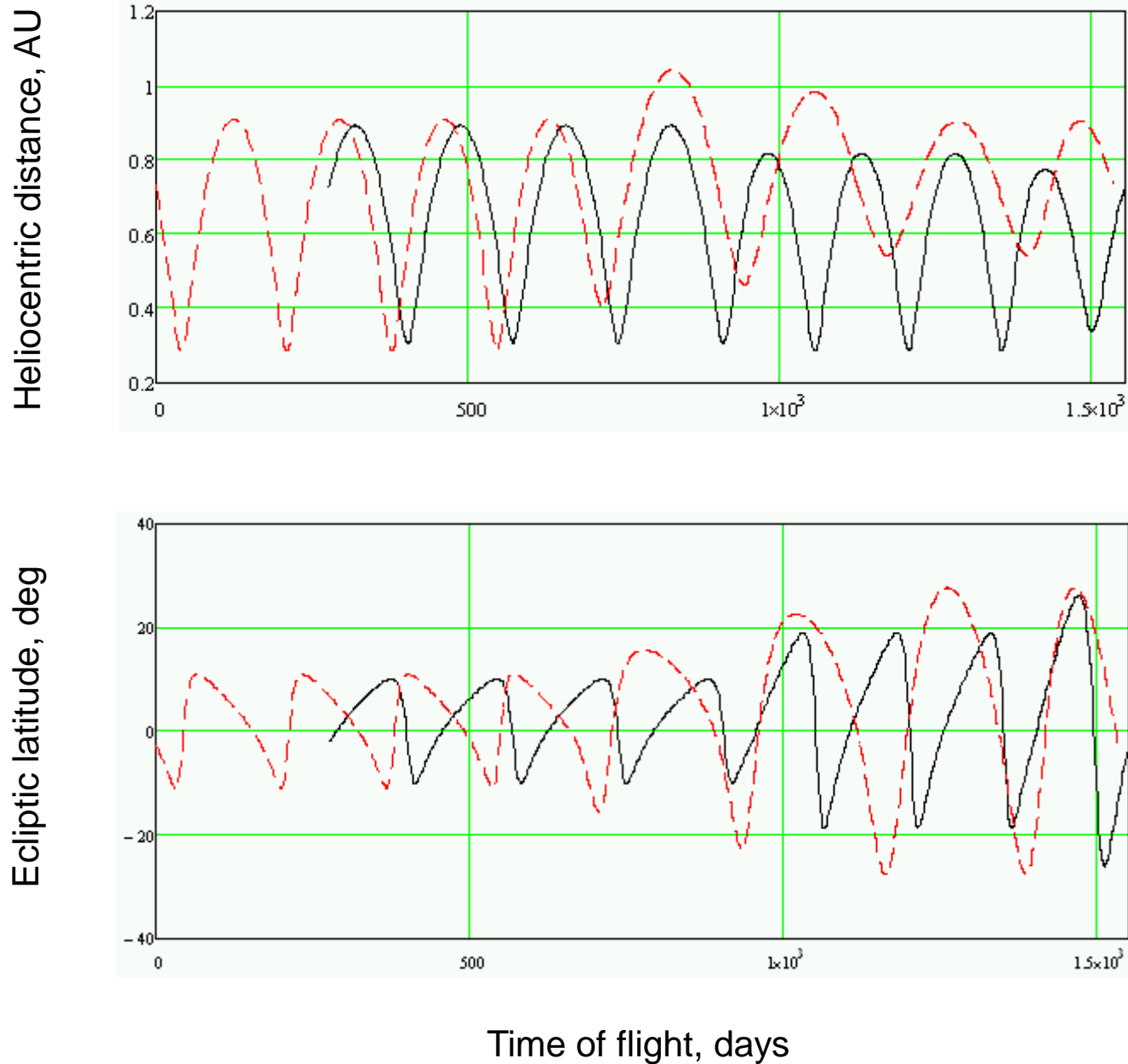
## Main start window

$t_0 = 24.08.2022$   
 $m_{Xe} = 400 \text{ kg}$   
 $m_k = 1387 \text{ kg}$   
 $V_{\infty 0} = 2190 \text{ m/s}$   
 $T = 495 / 132.4 \text{ days}$



Gravity assist number	Radius of perihelion [Rs]	Inclination to ecliptic [grad]	Radius of aphelion [AU]	Orbit period [days]	Resonance $N_{IHP}:N_{Venus}$	Time of flight [days]
1	65.421	10.021	0.890	168.524	4:3	674.099
2	61.474	18.786	0.818	149.799	3:2	449.399
3	72.722	26.086	0.775	151.800		

# Characteristics of the probable **IHP-1** and IHP-2 work orbits



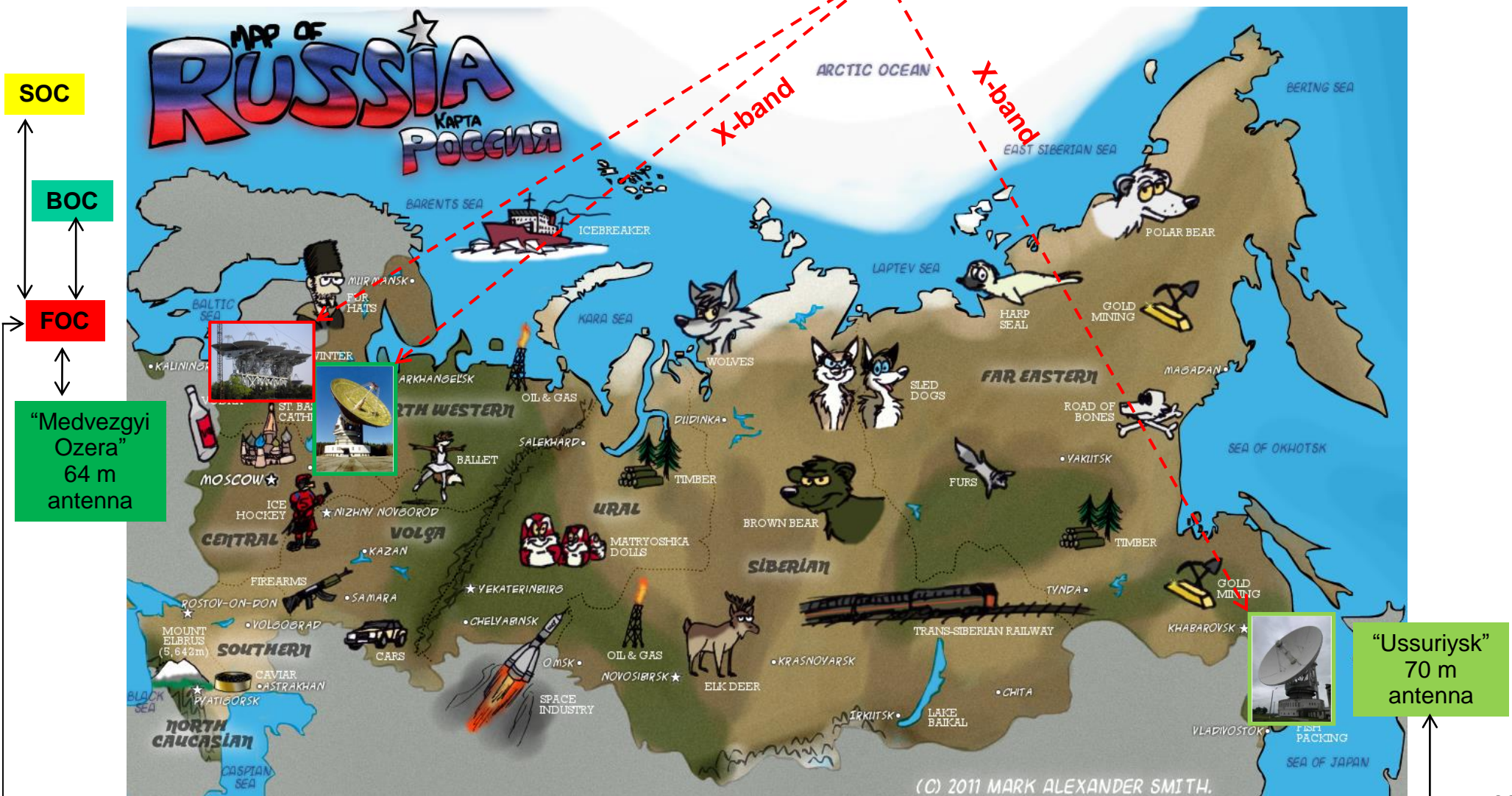
# Cartoon of the Interhelioprobe Ground Segment

Max Scientific traffic ~1 GB/day at rates up to 1 Mbit/s (distance dependant)

Flight Operation Center – NPO Lavochkin, Khimki, Moscow Region


Ballistic Operation Center – Keldysh Institute of Applied Mathematics, Moscow

Science Operation Center – IKI, Moscow





# Interhelioprobe spacecraft raw model





# Scientific goals of the IHP and instruments of their achievement

Goals		Instruments
1. Solar dynamo and solar cycle		1. TAHOMAG
2. Thin structure and dynamics of solar atmosphere		2. PHOTOSKOP
3. Corona heating and acceleration of solar wind		3. PING-M
4. Flares, coronal mass ejections, solar-terrestrial relations and space weather		4. HELIKON-I
5. Generation and transport of energetic particles at the Sun and in the inner heliosphere		5. SIGNAL
		6. SORENTO
		7. TREK
		8. CHEMIX
		9. OKA
		10. HELIOSPHERA
		11. PIPLS-A
		12. PIPLS-B
		13. HELIES
		14. HELION
		15. SKI-5
		16. INTERSONG
		17. HELIOMAG
		18. IMVE
		19. RSD

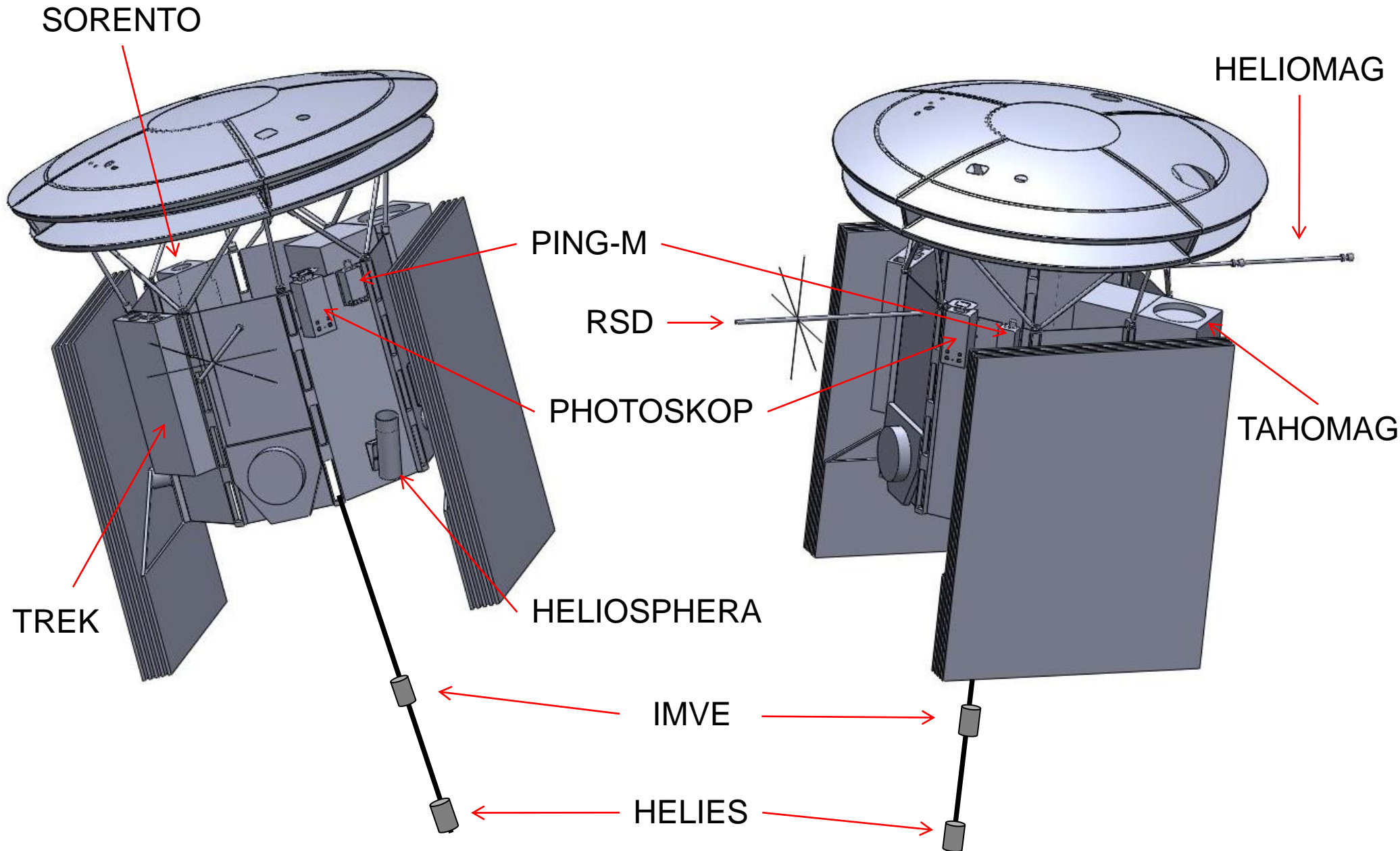
# Instruments for remote observations of the Sun

№	Instrument	Measurements	Characteristics	Mass [kg]	Power [W]
1	Multi-functional optical telescope <b>TAHOMAG</b>	Stokes parameters Vectors of magnetic and velocity fields at the photosphere Intensity of white-light radiation	FOV=600"; $d\alpha=0.16''-0.40''$ ; $\lambda=3000, 6301, 6302, 6528 \text{ \AA}$ ; $d\lambda=15 \text{ m\AA}$ ; $B=\pm 10 \text{ kGs}$ ; $dB=2-3 \text{ Gs (line-of-sight)}$ ;	36	40
2	Multi-channel solar photometer <b>PHOTOSKOP</b>	Solar constant Global oscillations of the Sun	FOV=10°; $\lambda=3000-16000 \text{ \AA}$ ; $d\lambda=100 \text{ \AA}$ ; $dI=0.3\%$ ; $dI/dt=0.1\%/year$	6.5	12
3	Imaging EUV and SXR telescope <b>TREK</b>	Images of the Sun Localization of active regions	FOV=0.7°-2°; $d\alpha=1.2''-3.5''$ ; $\lambda=131, 171, 304, 8.42 \text{ \AA}$	15	15
4	Solar HXR telescope-spectrometer <b>SORENTO</b>	Images of solar HXR sources and their spectra	FOV=1.5°; $E=5-100 \text{ keV}$ ; $d\alpha=7''$ ; $dt=0.1 \text{ s}$	8	6
5	Solar coronagraph <b>OKA</b>	Images of the solar corona, eruptive events, transients	FOV=8°; $d\alpha=30''$ ; $\lambda=4000-6500 \text{ \AA}$	5	7
6	Heliospheric Imager <b>HELIOSPHERA</b>	Images of the outer corona and inner heliosphere	FOV=20°; $d\alpha=70''$ ; $\lambda=4000-6500 \text{ \AA}$	5	7
7	X-ray spectrometer <b>CHEMIX</b>	Spectra of solar X-ray emission; Chemical composition of solar corona plasma Plasma temperature and velocity diagnostics	FOV=10°; $d\alpha=5'$ ; $\lambda=1.5-12.0 \text{ \AA}$ ; $d\lambda=0.01 \text{ \AA}$ $dT=1 \text{ MK}$ ; $dv=10 \text{ km/s}$	6	12
8	Hard X-ray polarimeter <b>PING-M</b>	Fluxes, energy spectra of soft X-ray emission Fluxes, energy spectra, polarization of solar hard X-ray emission	$E_x=1.5-25 \text{ keV}$ ; $\Delta E=200\text{eV}@5.9 \text{ keV}$ ; $\Delta t \geq 0.1 \text{ s}$ $E_{x,\gamma}=20-600 \text{ keV}$ ; $\Delta E/E=0.12@60\text{keV}$ ; $\Delta t \geq 0.1 \text{ s}$ ; $E_{polar}=20-150 \text{ keV}$	13.5	19.5
9	Scintillation gamma-spectrometer <b>HELIKON-I</b>	Fluxes and spectra of hard X-rays and gamma-rays (of not only solar origin)	$E=0.01-15 \text{ MeV}$ ; $dE/E=8\% (E=660 \text{ keV})$ ; $dt=0.001-8 \text{ s}$	13	12
10	Gas gamma-ray spectrometer <b>SIGNAL</b>	Fluxes and spectra of solar (not only) gamma-rays	$E_\gamma=0.05-5 \text{ MeV}$ ; $dE/E=3\% (E=660 \text{ keV})$ ; $dt=0.1-60 \text{ s}$	5	20
				<b>113.0</b>	<b>150.5</b>

# Instruments for local (in situ) measurements

№	Instrument	Measurements	Characteristics	Mass [kg]	Power [W]
1	Analyzer of solar wind electrons <b>HELIES</b>	Distribution functions of solar wind electrons	FOV=65°x360°; E=2 eV-5 keV; dE/E=18%; dt=2 s	2.5	3
2	Analyzer of solar wind ions <b>HELION</b>	Energy and angular spectra of solar wind ions	<u>Ions</u> : FOV=120°x100°; E=40 eV-12 keV; dE/E=7% <u>Electrons</u> : FOV=15°x60°; E=0.35eV-6.30 keV; dE/E=16%	1.8	0.8
3	Energy-mass-analyzer of solar wind plasma <b>PIPLS-B</b>	Energetic and mass composition of solar wind ions; distribution functions of solar wind ions	FOV=45°x45°; E=1-20 keV; m/q=2-9; m/dm=10-40; dα=2°-9°; dE/E=5%; dt>1 min	2.5	4
4	Dust particle analyzer <b>PIPLS-A</b>	Interplanetary and interstellar dust particles	M = 10 <sup>-16</sup> ...10 <sup>-6</sup> g; M/dM=100; v=5-100 km/s;	2.5	9.8
5	Magnetometer <b>HELIOMAG</b>	Heliospheric magnetic field and its disturbances	B=±1000 nT dB=2 pT	1.5	5
6	Electromagnetic wave complex <b>IMVE</b>	Magnetic and electric fields, plasma waves	f =1 Hz - 30 MHz	6	12
7	Rasiospectrometer <b>RSD</b>	Radioemission of solar corona and solar wind plasmas	f=20 kHz – 300 MHz	2.2	8
8	Charged particle telescope <b>SKI-5</b>	Energetic charged particles in the interplanetary space	<u>Electrons</u> : E=6-20 keV & E~0.15- 10 MeV <u>Protons</u> : E~1-100 MeV <u>Ions</u> :E~1-100 MeV/nucleon	4.5	14
9	Neutron detector <b>INTERSONG</b>	Solar neutrons	En~0.1-100 MeV	6.5	15
				<b>30.0</b>	<b>71.6</b>

# Preliminary location of scientific instruments on the spacecraft





# Interhelioprobe coverage of electromagnetic emission

Optics	UV		X-rays			Gamma-rays			
12400 Å	1240 Å	124 Å	12,4 Å	1,24 Å	0,124 Å	10 <sup>-2</sup> Å	10 <sup>-3</sup> Å	10 <sup>-4</sup> Å	10 <sup>-5</sup> Å
1 eV	10 eV	100 eV	1 keV	10 keV	100 keV	1 MeV	10 MeV	100 MeV	1 GeV
Multi-functional optical telescope <b>TAHOMAG</b>									
Multi-channel solar photometer <b>PHOTOSKOP</b>									
Scintillation gamma-spectrometer <b>HELIKON-I</b>									
Gas gamma-ray spectrometer <b>SIGNAL</b>									
Hard X-ray polarimeter <b>PING-M</b>									
			X-ray spectrometer <b>CHEMIX</b>						
		Imaging EUV and SXR telescope <b>TREK</b>							
				Solar HXR telescope-spectrometer <b>SORENTO</b>					
		Solar coronagraph <b>OKA</b>							
		Heliospheric imager <b>HELIOSPHERA</b>							
Electromagnetic wave complex <b>IMVE f = 1 Hz ÷ 30 MHz</b>									
Rasiospectrometer <b>RSD f = 20 kHz ÷ 300 MHz</b>									
Magnetometer <b>HELIOMAG ±1000 nT</b>									

# Interhelioprobe coverage of corpuscular emission

1 eV	10 eV	100 eV	1 keV	10 keV	100 keV	1 MeV	10 MeV	100 MeV	1 GeV	...	1 EeV	10 EeV	100 EeV
Charged particle telescope <b>SKI-5</b>													
Neutron detector <b>INTERSONG</b>													
			Energy-mass-analyzer of solar wind plasma <b>PIPLS-B</b>										
				Analyzer of solar wind ions <b>HELION</b>									
			Analyzer of solar wind electrons <b>HELIES</b>										
Dust particle analyzer <b>PIPLS-A</b>													

# Solar Orbiter payload



Remote-Sensing Instruments	
Polarimetric and Helioseismic Imager	<b>PHI</b>
EUV full-Sun and high-resolution Imager	<b>EUI</b>
X-ray spectrometer/telescope	<b>STIX</b>
Coronagraph	<b>METIS</b>
Heliospheric Imager	<b>SoloHI</b>
EUV spectral Imager	<b>SPICE</b>

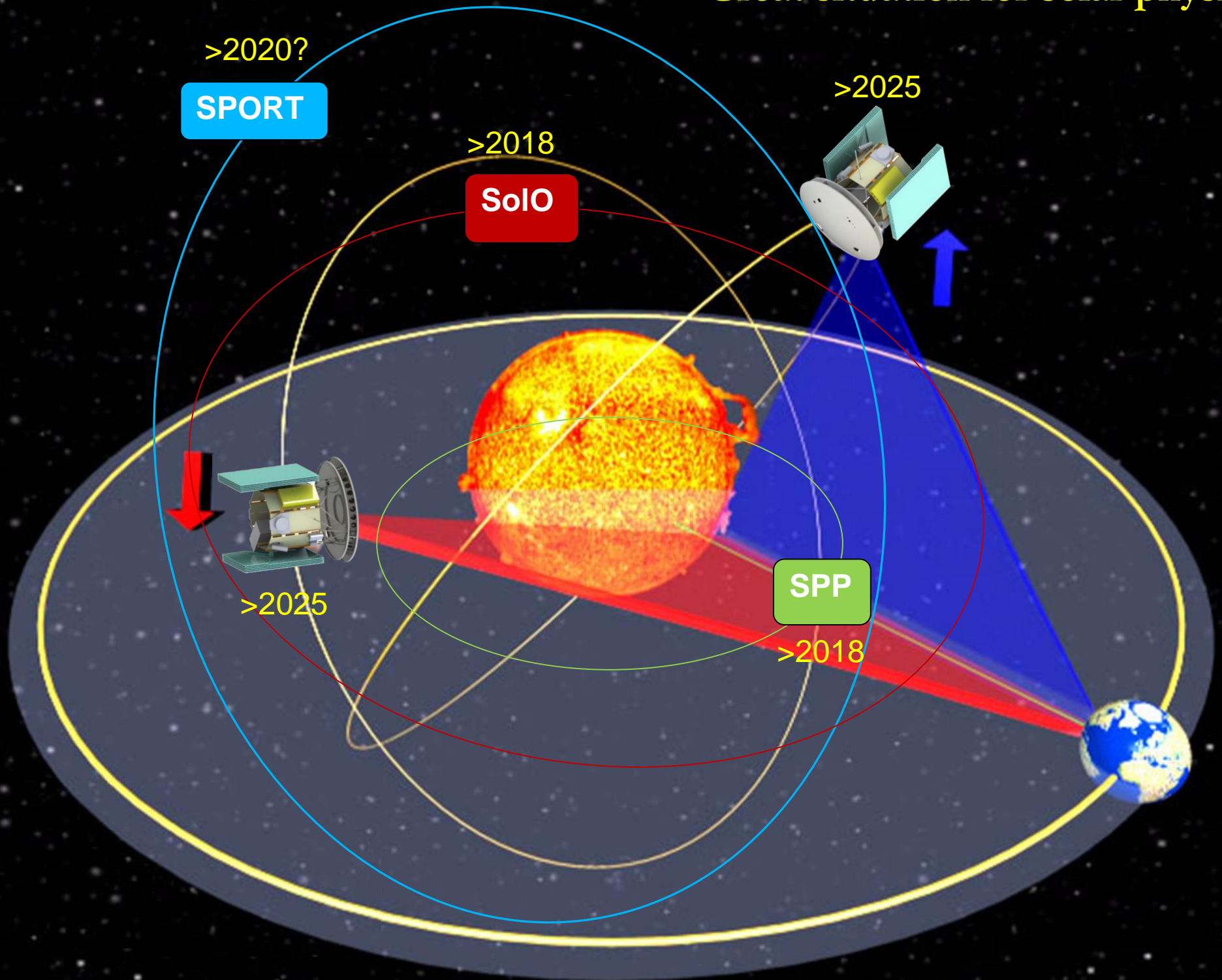
In-situ Instruments	
Solar Wind Analyser	<b>SWA</b>
Magnetometer	<b>MAG</b>
Radio and Plasma Wave analyser	<b>RPW</b>
Energetic Particle Detector	<b>EPD</b>

# Interhelioprobe payload

Remote-Sensing Instruments	
<b>TAHOMAG</b>	Multi-functional optical telescope
<b>PHOTOSKOP</b>	Multi-channel solar photometer
<b>TREK</b>	Imaging EUV and SXR telescope
<b>SORENTO</b>	Solar HXR telescope-spectrometer
<b>OKA</b>	Solar coronagraph
<b>HELIOSPHERA</b>	Heliospheric Imager
<b>CHEMIX</b>	X-ray spectrometer
<b>PING-M</b>	Hard X-ray polarimeter
<b>HELIKON-I</b>	Scintillation gamma-spectrometer
<b>SIGNAL</b>	Gas gamma-ray spectrometer

In-situ Instruments	
<b>HELIES</b>	Analyzer of solar wind electrons
<b>HELION</b>	Analyzer of solar wind ions
<b>PIPLS-B</b>	Energy-mass-analyzer of solar wind plasma
<b>PIPLS-A</b>	Dust particle analyzer
<b>HELIOMAG</b>	Magnetometer
<b>IMVE</b>	Electromagnetic wave complex
<b>RSD</b>	Rasiospectrometer
<b>SKI-5</b>	Charged particle telescope
<b>INTERSONG</b>	Neutron detector

# Great situation for solar physics





# Thank you!

